



# YOUR FARM. ANYWHERE.

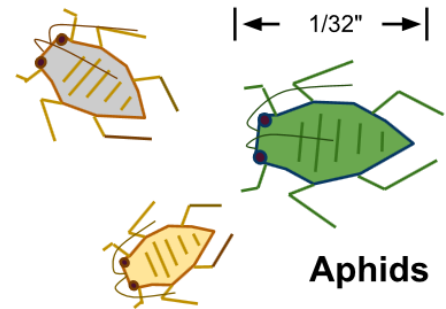
## COMMON PESTS

### APHIDS

**Type of Damage:** Aphids suck the sap out of vegetables leaves and stems, often resulting in stunted or deformed growth.

**Prevention:** Kaolin Clay

**Management Options:** Water Spray, Remove n' Squish, Ladybugs, Alcohol Spray, Canola Oil, Neem Oil, Spinosad

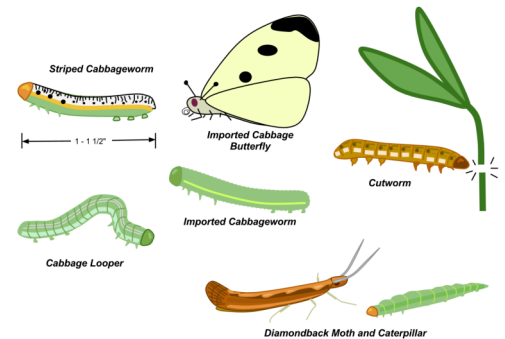


### CATERPILLARS

**Type of Damage:** Caterpillars eat the leaves, stems, and even roots of vegetables. Typically they create leaves that are riddled with holes. The cutworm, however, leaves behind truncated seedlings after it has come through. Not all caterpillars cause damage to vegetables.

**Prevention:** Kaolin Clay, Remove Eggs

**Management Options:** Remove n' Squish, BT, Neem Oil, Diatomaceous Earth, Spinosad

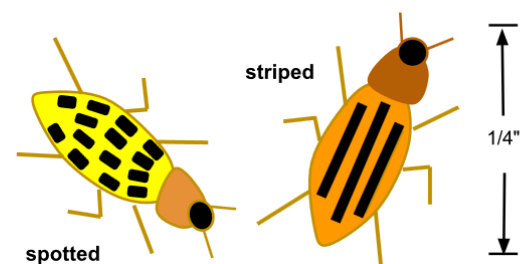


### CUCUMBER BEETLES

**Type of Damage:** They eat holes and chew on the edges of leaves of cucumber plants, in particular, but can be attracted to several plants in the cucumber family. Plant diseases transmitted through the cucumber beetle saliva can cause the plant to die in a matter of days.

**Prevention:** Kaolin Clay, Parasitic Nematodes

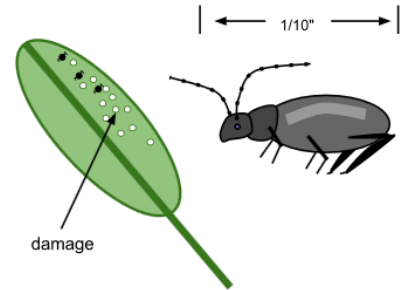
**Management:** Remove n' Squish, Neem Oil, Spinosad



## FLEA BEETLES

**Type of Damage:** Tiny holes that look like buckshot throughout the leaves of a variety of vegetables: eggplant to lettuces to kale.

**Management:** Kaolin Clay, Canola Oil Spray, Neem Oil, Spinosad

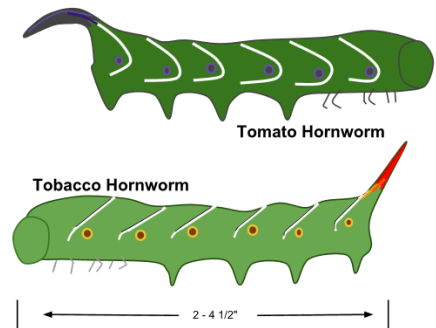


## HORNWORMS

**Type of Damage:** Holes in tomatoes and whole stems stripped of leaves.

**Prevention:** Parasitic Nematodes

**Management:** Remove n' Squish, BT, Neem Oil, Spinosad

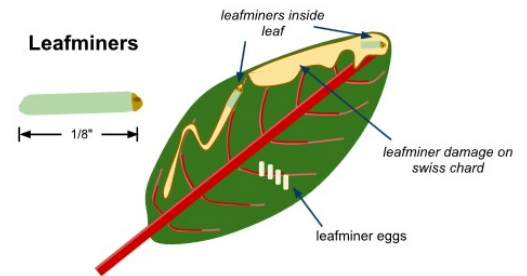


## LEAFMINERS

**Type of Damage:** Puffy, wilted segments of leaves of chard, spinach, beet greens, kale, and similar plants where the leafminer larvae have tunneled into the leaf.

**Prevention:** Remove Eggs, Kaolin Clay to prevent adults from laying, Parasitic Nematodes

**Management:** Canola Oil Spray, Neem Oil

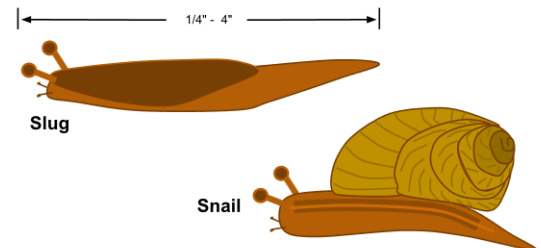


## SLUGS AND SNAILS

**Type of Damage:** Leaves and fruit have been eaten. Fruit is often "hollowed out". Slime trails are often present around the damage.

**Prevention:** Do not overwater the garden

**Management:** Remove n' Squish, Beer Traps, Neem Oil, Diatomaceous Earth, Spinosad

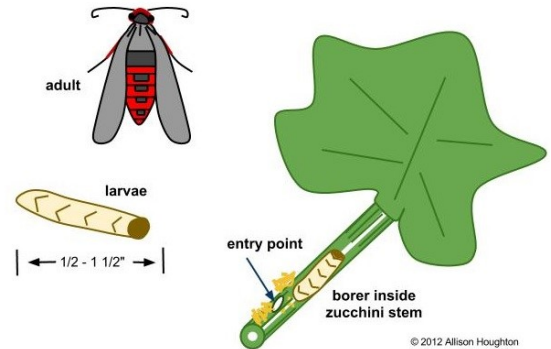


## SQUASH VINE BORER

**Types of Damage:** Larvae hatch from eggs laid on the stems of squash plants and burrow into the stems leaving behind what looks like wet sawdust. Can kill entire plant if damage progress far enough.

**Prevention:** Remove Eggs, Kaolin Clay to prevent adult from laying

**Management:** Remove n' Squish, Parasitic Nematodes, Neem Oil, Spinosad



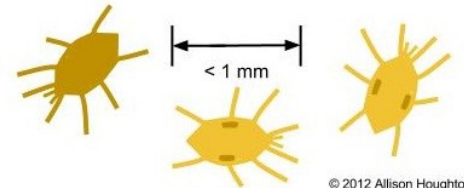
© 2012 Allison Houghton

## SPIDER MITES

**Types of Damage:** Mottling of leaves occurs as tiny mites suck out plant fluids. Usually are located on the underside of leaves. Tiny webs appear if their numbers are high. Leaves will die and fall off if damage is great.

**Prevention:** Kaolin Clay

**Management:** Water Spray, Ladybugs, Alcohol Spray, Canola Oil Spray, Neem Oil



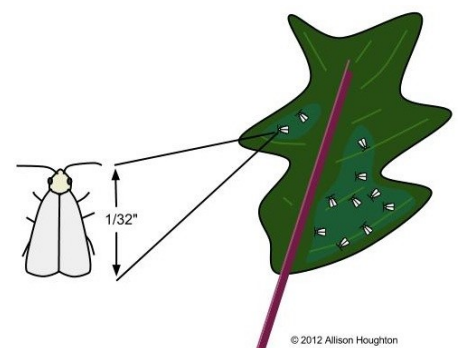
© 2012 Allison Houghton

## WHITEFLIES

**Type of Damage:** Whiteflies are located on the underside of the plant leaves. They suck out plant fluids and leave behind a powdery residue. Often found on the undersides of leaves.

**Prevention:** Kaolin Clay, Make sure plants have air flow and good light

**Management:** Kaolin Clay, Ladybugs, Alcohol Spray, Canola Oil Spray, Neem Oil, Spinosad



© 2012 Allison Houghton